

**VIMAL JYOTHI ENGINEERING COLLEGE, CHEMPERI P.O., KANNUR - DIST.  
BALANCE SHEET AS ON 31st MARCH, 2023**


<u>Previous Year</u> Rs.	<u>Sch</u> <u>No:</u>	<u>Current Year</u> Rs.
<b><u>LIABILITIES</u></b>		
<b><u>MESHAR DIOCESAN EDUCATIONAL TRUST</u></b>		
		23,20,55,548.52
		2,56,88,865.00
		2,34,61,333.08
		-----
		28,12,05,746.60
23,20,55,549		3,28,49,469.00
		-----
		24,83,56,277.60
1,00,62,566	<b><u>A</u></b>	93,96,119.27
3,07,75,095	<b><u>B</u></b>	89,17,154.50
2,47,66,103	<b><u>C</u></b>	2,65,18,131.80
<b>29,76,59,312</b>	<b>TOTAL</b>	<b>29,31,87,683.17</b>
=====		
<b><u>ASSETS</u></b>		
<b><u>FIXED ASSETS</u></b>		
24,41,88,835	<b><u>D</u></b>	23,58,84,795.00
<b><u>CURRENT ASSETS</u></b>		
62,84,771	<b><u>E</u></b>	75,17,396.00
55,93,864	<b><u>F</u></b>	1,12,93,972.75
65,638	<b><u>G</u></b>	1,71,391.25
4,78,75,506	<b><u>G</u></b>	4,24,25,590.42
5,98,19,780	<b>TOTAL (A)</b>	6,14,08,350.42
<b><u>LESS : CURRENT LIABILITIES</u></b>		
1,30,082	<b><u>H</u></b>	-
62,19,220	<b><u>H</u></b>	41,05,462.25
63,49,302	<b>TOTAL (B)</b>	41,05,462.25
5,34,70,477	<b>NET CURRENT ASSETS ( A- B)</b>	5,73,02,888.17
<b>29,76,59,312</b>	<b>TOTAL</b>	<b>29,31,87,683.17</b>
=====		

**AUDITOR'S REPORT**


As per our report of even date attached seperately

Place : Kannur  
Date : 29/11/2023  
UDIN : 23024535BGUQFD3756

For JACOB & GEORGE  
Chartered Accountants



P. J. JACOB F.C.A; D.I.S.A (ICA)  
(Partner)  
Membership No. 24535

  
PRINCIPAL  
VIMAL JYOTHI ENGINEERING COLLEGE  
CHEMPERI-670632

**VIMAL JYOTHI ENGINEERING COLLEGE, CHEMPERI P.O., KANNUR - DIST.  
INCOME & EXPENDITURE ACCOUNT FOR THE YEAR ENDED 31st MARCH, 2023**


<u>Previous Year</u>		<u>Current Year</u>
Rs.		Rs.
<b>INCOME</b>		
17,78,63,698	By Fee Collection - As per details	19,66,28,712.21
3,31,664	" Interest Received	12,11,021.79
1,81,06,927	" Other Income	2,71,34,949.02
12,86,146	" Rent Received	20,56,304.00
2,40,310	" Campus Automation Software Collection	6,03,931.00
1,04,59,545	" University Fee Collection	1,26,06,920.00
23,55,308	" Contribution for Group Insurance	46,960.00
27,75,241	" Donation received	11,58,786.83
7,04,817	" Staff welfare scheme	-
-	" NSS Grant Received	16,900.00
<b>21,41,23,657</b>	<b>TOTAL (A)</b>	<b>24,14,64,484.85</b>
<b>EXPENDITURE</b>		
8,18,40,995	To Salary and Allowances	8,42,92,673.00
1,01,41,186	" University Fee Remittance	1,26,54,233.60
3,58,53,607	" Scholarship and Concession given to Poor Students	3,15,68,455.00
21,30,955	" Electricity and Water Charges	27,77,681.00
39,934	" News Paper and Periodicals	1,37,329.00
10,12,433	" Advertisement Expenses	5,04,422.00
8,67,070	" Affiliation Fee and Accreditation	20,42,234.00
6,47,600	" Lab Expenses	12,21,069.00
67,560	" Membership Fee	2,78,131.00
5,13,513	" Vehicle Maintenance	6,05,303.00
1,27,54,586	" Interest and Bank Charges	22,80,246.32
90,75,376	" Repairs and Maintenance	1,26,23,904.00
5,53,651	" Inspection Fee & Expenses	40,492.00
1,90,000	" Audit Fee	2,11,179.00
16,30,286	" Leased Line Expenses	10,48,402.00
1,73,22,615	" Other Expenses - As per details	3,17,92,805.00
1,01,404	" Training and Placement Expenses	8,72,409.00
3,27,147	" Departmental Association	-
-	" Charity Pilgrim Expenses	92,117.00
-	" Professional Tax	7,370.00
-	" Medical Insurance	37,844.00
21,46,980	" Rates & Taxes-As per details	5,50,989.00
92,147	" Legal & Professional Charges	10,250.00
2,201	" TDS Paid	-
3,01,58,780	" Depreciation	3,23,53,613.85
<b>20,74,70,026</b>	<b>TOTAL (B)</b>	<b>21,80,03,151.77</b>
<b>66,53,631</b>	<b>Excess of Income over Expenditure for the year (A - B)</b>	<b>2,34,61,333.08</b>

**AUDITOR'S REPORT**

As per our report of even date attached separately

Place : Kannur  
Date : 29/11/2023  
UDIN : 23024535BGUQFD3756

**PRINCIPAL**  
**VIMAL JYOTHI ENGINEERING COLLEGE**  
**CHEMPERI-670632**



For JACOB & GEORGE  
Chartered Accountants

P. J. JACOB F.C.A.; D.I.S.A (ICA)  
(Partner)  
Membership No. 24535



INFRASTRUCTURE MAINTANANCE  
ACADEMIC MAINTANANCE  
PHYSICAL MAINATANCE  
OTHERS(SCHOLARSHIP)  
SALARY

3,54,73,478.00  
2,59,44,929.00  
2,85,38,477.00  
3,15,68,455.00  
8,42,92,673.00