

Report of the Student feedback on "Academic performance and ambience of the Institution" 2022 - 23

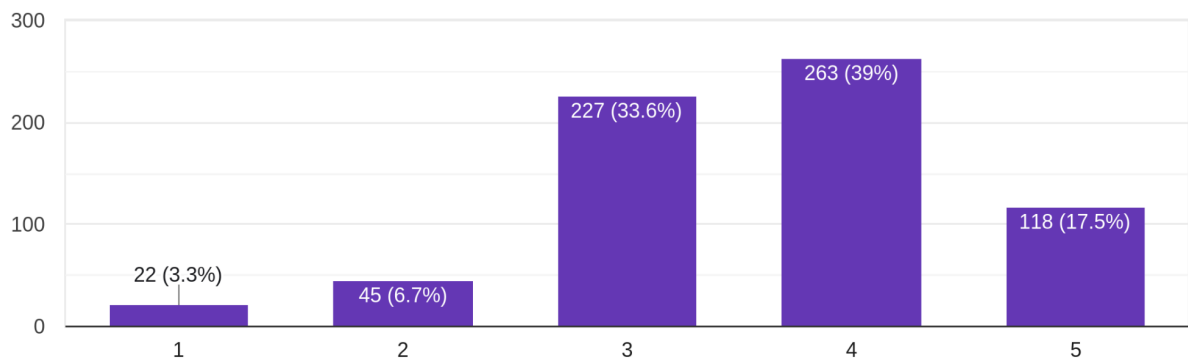
Vimal Jyothi Engineering College Chemperi, Kannur obtained feedback on the Academic performance and Ambience of the Institution in the academic year 2022 - 2023.

1 .How do you rate the syllabus of various courses in your program in relation with the POs?

Rate the syllabus of various courses in your program in relation with the POs?	Needs improvement	Average	Satisfactory	Good	Excellent
	3.3%	6.7%	33.6%	39%	17..5%

How do you rate the syllabus of various courses in your program in relation with the POs?

675 responses

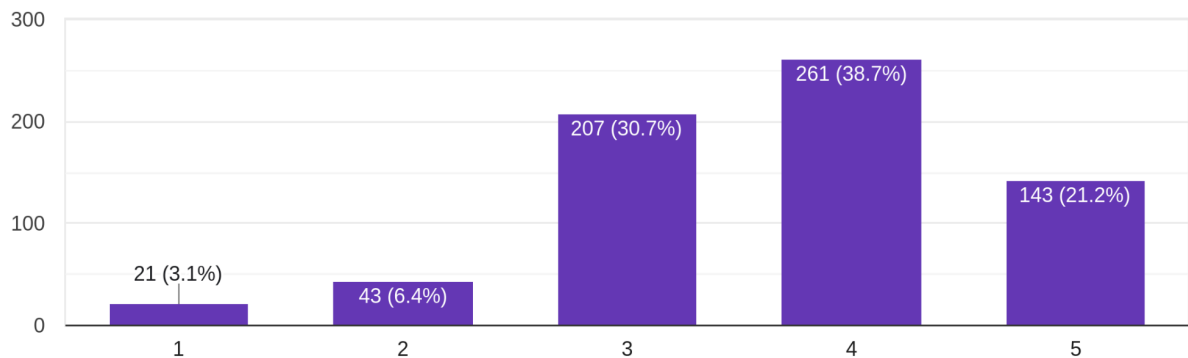


2. How will you rate the allocation of credits for various courses in your program?

Rate the allocation of credits for various courses in your program.	Needs improvement	Average	Satisfactory	Good	Excellent
	3.1%	6.4%	30.7%	38.7%	21.2%

How will you rate the allocation of credits for various courses in your program.

675 responses

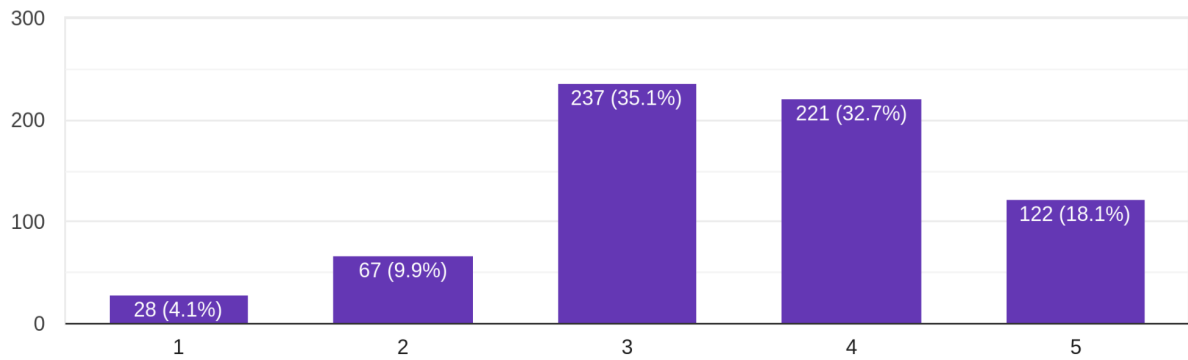


3. Rate the syllabus based on the opportunity created for practical and experiential learning?

Rate the syllabus based on the opportunity created for practical and experiential learning	Needs improvement	Average	Satisfactory	Good	Excellent
	4.1%	9.9%	35.1%	32.7%	18.1%

Rate the syllabus based on the opportunity created for practical and experiential learning?

675 responses

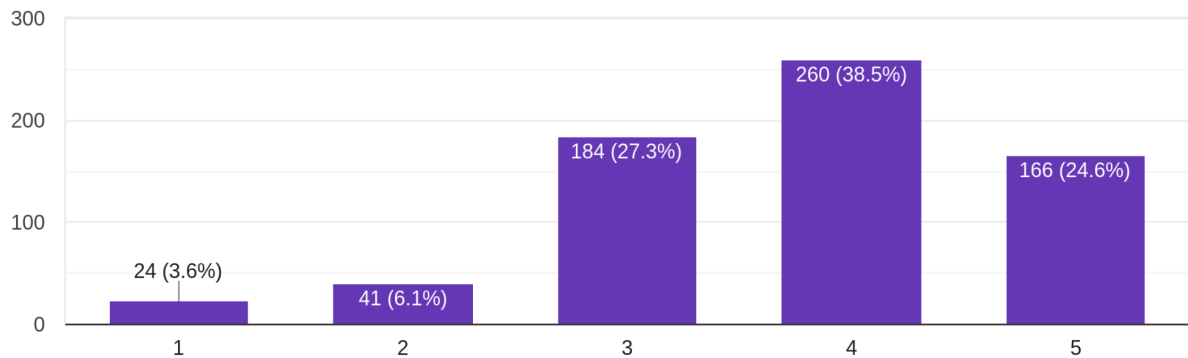


4. How do you rate the support offered by the teachers at VJEC?

Rate the support offered by the teachers at VJEC	Needs improvement	Average	Satisfactory	Good	Excellent
	3.6%	6.1%	27.3%	38.5%	24.6%

How do you rate the support offered by the teachers at VJEC.

675 responses

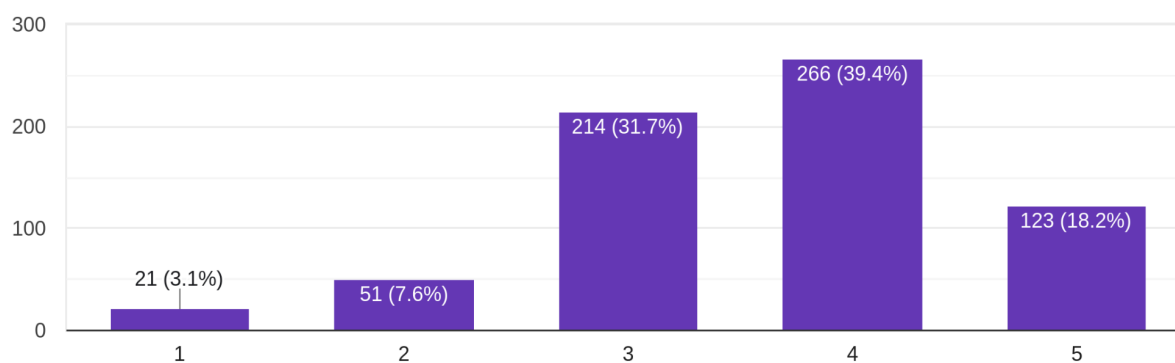


5. Were the COS clearly defined and achievable ?

Were the COS clearly defined and achievable ?	Needs improvement	Average	Satisfactory	Good	Excellent
	3.1%	7.6%	31.7%	39.4%	18.2%

Were the COS are clearly defined and achievable ?

675 responses

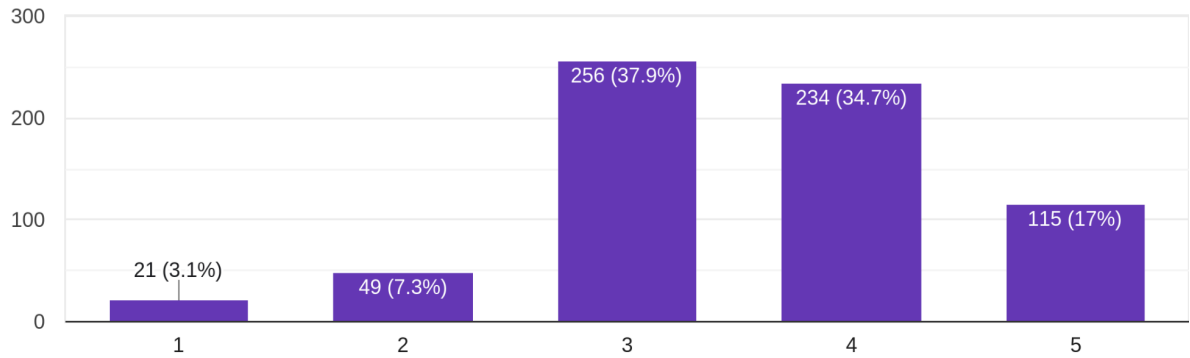


6. How do you rate the syllabus for the implementation in projects?

Rate the syllabus for the implementation in projects?	Needs improvement	Average	Satisfactory	Good	Excellent
	3.1%	7.3%	37.9%	34.7%	17%

How do you rate the syllabus for the implementation in projects?

675 responses



7. Rate the overall academic ambience of the college

Rate the overall academic ambience of the college	Needs improvement	Average	Satisfactory	Good	Excellent
	5.2%	8%	33.2%	35.7%	17.9%

Rate the overall academic ambience of the college

675 responses

