

## Table of Content

Sl. No	Contents
1	Cover Page
2	Brochure
3	Event Proposal
4	Lesson Plan
5	Post Event Impact Analysis Report
6	Resource Person Details
7	Attendance
8	Feedback Report
9	Event Photographs
10	Sample Certificate

## ***Add on course –System Design using Arduino***

**Date: 13.3.2023 to 17.3.2023; 09.00 AM – 04.10PM**

**Coordinators: Mr. Shinu M M, Mr.Dhanoj M & Ms. Reshma K V**  
**(Assistant Professor, Dept. of E& I)**

**RESOURCE PERSON DETAILS:**

Mr. Athul Mohan M

Progressum Edutech Pvt Ltd

Sr. Technical Associate & BDM

+91 9048358118

[contact@progressum.in](mailto:contact@progressum.in)

**Coordinator**

**Ms.Reshma K V**



**VIMAL JYOTHI**  
**ENGINEERING COLLEGE**  
JYOTHI NAGAR, CHEMPERI - 670632, KANNUR, KERALA  
ACCREDITED BY AICTE, NBA & NAAC • ISO 9001:2015 CERTIFIED  
AFFILIATED TO KTU • APPROVED BY AICTE

**DEPARTMENT OF**  
**ELECTRONICS & INSTRUMENTATION ENGINEERING**

**APP-ON COURSE**

**On**

**System Design Using Arduino**

**Venue: Research lab AEI**

**Date: 13/03/2023 to 17/03/2023**

**COURSE CODE: ADEI402**

**Course duration: 5 days (30 hours)**

**In association with**

**Progressum Edutech Pvt.Ltd**

**FOR**

**Second & Third Year Applied Electronics and Instrumentation  
Engineering Students**

---

**Convener: Dr.G.Glan Devadhas, Professor, HOD AEI**


**Staff Coordinators: Mrs.Reshma KV, Mr.Dhanoj M,  
Mr.Shinu MM,  
Assistant Professor , AEI**

## Vision

The department strives to enrich professionals of high competency in the area of instrumentation engineering and mould them to adopt the crux of matter in the field of automation.

## Mission

To prepare the students to envisage beyond the hypothetical thinking and belong to a new era of acquisition and application of instrumentation technology to meet the requisition of the changing world.



**INNOVATION AND  
ENTREPRENEURSHIP  
DEVELOPMENT CENTRE**



**INSTITUTION'S  
INNOVATION  
COUNCIL**

(Ministry of Education Initiative)



**VIMAL JYOTHI**  
**ENGINEERING COLLEGE**  
JYOTHI NAGAR, CHEMPERI – 670632, KANNUR, KERALA  
ACCREDITED BY IEL, NBA & NAAC • ISO 9001:2015 CERTIFIED  
AFFILIATED TO KTU • APPROVED BY AICTE



VIMAL JYOTHI ENGINEERING COLLEGE CHEMPERI  
DEPARTMENT OF ELECTRONICS AND INSTRUMENTATION

**ADD-ON COURSE**  
**System Design using Arduino**

**Date and Time: 13<sup>th</sup> March 2023; 9.15AM**

**Venue: Research Lab**

**PROGRAMME SCHEDULE**

**Prayer**

- Welcome Address** : Mr. Dhanoj M, Assistant Professor, AEI, VJEC  
**Presidential Address** : Dr. G Glan Devadhas, HOD, EIE & Vice Principal  
**Inaugural Address** : Dr. Benny Joseph, Principal, VJEC  
**Felicitation** : Management Representative  
**Vote of Thanks** : Ms. Reshma K V, Assistant Professor, AEI, VJEC

From,  
Reshma K V,  
A P,  
E&I Department,  
VJEC

TO,  
The Principal,  
VJEC.


Sub: Add on course –System Design using Arduino

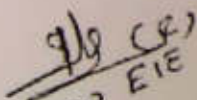
Respected Sir,

Department of Electronics and Instrumentation conducted add on course on System Design using Arduino for the second and third year AEI students from 13.3.2023 to 17.3.2023. Total expenditure for the course is Rs.35400 including GST .Now we transferred Rs 30000 to PROGRESSUM EDUTECH PVT LTD. Requesting you to transfer the balance amount of Rs 5400 /-  
Invoice attached herewith.

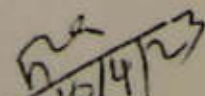
10/4/23,  
Chemperi.

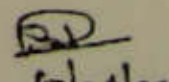
Thanking You,

  
Reshma K V

  
HOD EIE

Submitted to pay  
Rs. 5400/-

  
10/4/23

  
10/04/23

# Invoice

Invoice No # PR/0022/23- 49  
Invoice Date March 16, 2023



## Billed By

PROGRESSUM EDUTECH PRIVATE LIMITED  
42/507A,  
ALAPPUZHA,  
Kerala, India - 688012  
GSTIN: 32AALCP4674M1ZW  
PAN: AALCP4674M  
Email: progressumedu@gmail.com  
Phone: +91 90610 34523

## Billed To

Vimal Jyothi Engineering College  
Jyoti Nagar, Chemperi,  
Kannur,  
Kerala, India

Country of Supply: India

Place of Supply: Kerala (32)

Item	GST Rate	Quantity	Rate	Amount	CGST	SGST	Total
1. Sytem Design Using Aurdino	18%	5	₹6,000	₹30,000	₹2,700	₹2,700	₹35,400

Total (in words): THIRTY FIVE THOUSAND FOUR HUNDRED RUPEES ONLY

Amount	₹30,000
SGST	₹2,700
CGST	₹2,700

## Bank Details

Account Holder Name PROGRESSUM EDUTECH PRIVATE LIMITED  
Account Number 50200053390616  
IFSC HDFC0009697  
Account Type Current  
Bank HDFC Private Limited

**Total (INR) ₹35,400**





From,  
Reshma K V,  
A P,  
E&I Department,  
VJEC

TO,  
The Principal,  
VJEC.

Sub: Add on course –System Design using Arduino


Respected Sir,


Department of Electronics and Instrumentation planned to conduct add on course on System Design using Arduino for the second and third year AEI students from 13.3.2023 to 17.3.2023. So I kindly request you to give the amount 5000/- for the hostel accommodation of the resource person. Approval letter attached herewith.

3/3/23,

Chemperi.

Recommended.


  
3/3/2023



03/03/2023

Thanking You,

  
Reshma K V

  
3/3/23



# VIMAL JYOTHI ENGINEERING COLLEGE

Affiliated to APJ Abdul Kalam Technological University  
Approved by AICTE  
Under the Archdiocese of Thalassery

## Event proposal - AEI Division

<b>Event type and name</b>	System Design using Arduino
<b>Tentative date</b>	24th February 2023 - 28th February 2023
<b>Participants/ audience</b>	S6 AEI Students
<b>Objectives</b>	To prepare students to use modern tools and techniques in Embed C approach
<b>Resource requirements</b>	Projector, Speaker, Device with internet connectivity
<b>Expected outcomes</b>	Students will be able to provide solutions to real world problems based on Arduino programming.
<b>Connected PEOs/POs/COs</b>	PO1,PO2,PO3,PO4,PO5,PO12.
<b>Resource persons</b>	Srishti Robotics Technologies Pvt Ltd 1st floor, Anjikkath Tower, near Metro Piller 363, Edappally, Kochi,Kerala 682024
<b>Responsible persons</b>	<b>Co-ordinators</b> Mr. SHINU MM , AP AEI Ms.SHAMYA A, AP AEI <b>Convenor</b> Dr.G.GlanDevadhas Professor & Vice Principal Vimal Jyothi Engineering College

<b>Lesson Plan</b>	
<b>Day</b>	<b>Plan</b>
<b>13.3.2023</b>	<p><b>Introduction</b>            Course Introduction            Hardware Overview            Download and Install the Arduino IDE            Arduino IDE and Sketch Overview            Understanding Arduino Syntax</p> <p><b>Basics</b>            Understanding and Using Variables            Blink an LED            LED – Fading            digital Read() and Serial Port Communication            analog Read() and Serial Port Communications            Reading Analog Pins and Converting the Input Voltage            Fade an LED with Pulse Width Modulation using analogWrite()</p>
<b>14.3.2023</b>	<p><b>Control</b>            If-Else Statement, Comparison Operators and Condition            For Loop Iteration            How to Use Arrays            Switch Case Statement and Using a Keyboard for Data Collection            While statement</p> <p><b>LED</b>            Blinking of LEDs            Fading of LED.            Circling of LEDs. ( FOR loop)            Blinking of EVEN and ODD states of LEDs.            LED dice. Traffic light system. And many more projects</p>
<b>15.3.2023</b>	<p><b>Analog</b>            Analog I/O and Serial Communications            Analog Input            Calibration            Smoothing Data</p> <p><b>Serial monitoring</b>            Controlling of LEDs from your computer.            Reading analog and digital inputs.</p> <p><b>LCD displays</b>            Wiring of LCD screen with Arduino.            Displaying a message in LCD screen.            Screen navigation on LCD.            Turn ON a LED by entering the password.            Knowing the status of the LED.            Scrolling of text.            Displaying room temperature using LM 35 temperature sensor</p>

<p>16.3.2023</p>	<p><b>Digital inputs</b>  Controlling LED using push button.  Switching ON a relay.</p> <p><b>Seven segment display.</b>  Simple automatic countdown and count up (FOR loop)  Increment or decrements a number by using push button</p> <p><b>Interfacing Other Modules</b>  Projects using Relay  DHT 11 ( Temperature and Humidity) Sensor  HCSR 04 Ultrasonic sensor  IR Module  Soil Moisture Sensor  Motor Driver  Seven segment LED  4*4 Keypad  Joystick  Different Projects using these modules Example : Automatic gate  Automatic irrigation system Thermometer Home automation Etc</p>
<p>17.3.2023</p>	<p><b>Analog inputs.</b>  Controlling of LEDs using a joystick.  Controlling a DC motor, PWM.  Changing the brightness of LEDs using potentiometers</p> <p><b>Motor</b>  Controlling Motor with Joystick  Indexing of motor  Direction control of Motor  Motor based Projects  Synchronizing 2 Motors</p> <p><b>Simulation</b>  Other modules like  GSM  RFID  Bluetooth etc</p>
<p><b>Connected PEOs/POs/Cos : PO1, PO2, PO3, PO4, PO5, PO12</b></p>	

**Coordinator:**

Mr. Shinu M M, AP EIE & Ms. Reshma K V AP EIE.

Assessment mechanism	
27/02/2023	Project based on Interactive Obstacle Detection using Arduino
28/02/2023	Presentation and Feedback
Budget details	
Remuneration for resource person	$8500 \times 3 = 25,500$
Tea Snacks	$40 \times 20 \times 3 = 2400$
Lunch	$2 \times 200 \times 3 = 1200$
Stationery	1000
<b>Total expense</b>	<b>30,100/-</b>

Proposal prepared by

Mr. SHINU MM , AP, AEI Dr.G.GlanDevadhas  
 Ms.SHAMYA A, AP AEI Professor & Vice Principal,(HOD)


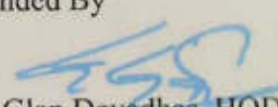

Recommended by

*[Signature]*  
 23/01/23

*[Signature]*  
 18/11

*[Signature]*

Post Event Impact Analysis Report (To be prepared by the event coordinator)

1	Event type and name	Add on course –System Design using Arduino	
2	Date and time	Dates:13/3/2023 to 17/3/2023; 09.00 AM to 40.00 PM	
3	Participants/ audience	S4 & S6 AEI Students	
4	Venue	Research Lab	
5	Outcomes of the event	At the end of the course, Students will be able to provide solutions to real world problems based on Aurdino Programming.	
6	Attainment level of outcomes	All the outcomes were attained	
7	Gist of feedback from the participants	The students had a clear cut idea about the software's and tools and got sufficient opportunity for exploring their creativity, technical skills and improving your design ideas.	
8	Connected POs/COs	PO1, PO2, PO3,PO4, PO5,PO12	
9	Any other relevant information	nil	
10	Responsible persons	Proposal prepared by  Ms.Reshma K V (AP, E&I) E&I	Recommended By  Dr. G Glan Devadhas, HOD 



# Athul Mohan M

- 📍 Kollam India
- 📞 +91 8129096022
- ✉ contact@progressum.in

## Skills

- C/C++/Python/HTML
- Internet of Things
- Robotics
- Embedded System
- Web Development
- Android App Development

## Work History

- 09.2020 - Current • **Sr.Technical Associate and BDM**  
Progressum Edutech Private Limited - Cochin, India
- 06.2017 - Current • **Ceo and Founder**  
Neovent Innovations - Cochin , India
- 04.2019 - 09.2020 • **Robotics and IoT Resource Person**  
Gateway Technologies - Kollam, India
- 01.2018 - 09.2020 • **Mentor**  
IEDC- Bishop Jerome School Of Engineering - Kollam, India
- 06.2017 - 09.2020 • **Project Assistant**  
Bishop Jerome School of Engineering - Kollam, India
- 05.2017 - 09.2020 • **Freelance Technical Trainer**  
For Various Companies
- 08.2019 - 06.2020 • **Project Coordinator**  
Be-Tech Associates - Kollam, India

## Education

- 06.2017 • B.Tech. Electronics And Communications Engineering, Bishop Jerome School of Engineering - Kollam

## Previous Training History

- College of Engineering, Munnar
- RIT, Kottayam
- College of Engineering, Karunagapally
- College of Engineering, Perumon
- College of Engineering and Management, Punnapur
- College of Engineering, Poonjar
- Marian College, Kuttikanam
- Model Polytechnic, Painav

- Providence College, Chengannur
- College of Engineering, Thalassery
- College of Engineering, Vadakara
- Lourdes Matha College of Engineering & Technology, Trivandram
- Vimal Jyothi Engineering College, Kannur
- Musaliar College of Engineering and Technology, Pathanamthitta
- Universal College of Engineering, Thrissur
- MES College of Engineering and Management, Chathannur
- Bishop Jerome School of Engineering, Kollam
- Christ College of Engineering, Thrissur
- LBS Institute of Engineering for Women, Pujappura

D

H



**Vimal Jyothi Engineering College, Chemperi, Kannur**  
**DEPARTMENT OF ELECTRONICS AND INSTRUMENTATION ENGINEERING**  
**Add on course on System Design using Arduino**  
**Dates:13/3/2023 to 17/3/2023**  
**Attendance Sheet**

Date:13/3/2023

Sl.No	Reg.No.	NAME	Signature	
			FN	AN
1	VML21AE001	AIDA THOMAS		
2	VML21AE003	ALEN JOHNS		
3	VML21AE004	AMAL MANOJ EV		
4	VML21AE005	ANAND SAJEEVAN		
5	VML21AE006	ANURAG EV		
6	VML21AE007	DEEPAK HARIDAS		
7	VML21AE008	JASMINE PTK		
8	VML21AE009	MERIN SAJI		
9	VML21AE010	MUHAMMED AMAL ABDULLA		
10	VML21AE011	MUHAMMED RAZEEN MP		
11	VML21AE012	NOEL BIJU		
12	VML21AE013	RONY SIBY		
13	VML21AE014	SREENAV V	← AB →	
14	VML21AE015	STEPHIN K THANKACHAN		
15	VML20AE002	Ajay Kp		
16	VML20AE003	Akhil M A		
17	VML20AE004	Akshar Mohan		
18	VML20AE005	Akshay M		
19	VML20AE006	Alan Sunny		
20	VML20AE007	Alen Joe Prince		
21	VML20AE008	Anargh K		
22	VML20AE009	Aswin T S		
23	VML20AE010	Aswin Vinod C		
24	VML20AE011	Ayana Pv		
25	VML20AE012	Dipuraj M		
26	VML20AE013	Hirandeept T		
27	VML20AE014	Joyal Saji		
28	VML20AE015	Jude Jomon George		
29	VML20AE016	Kevin Saji		
30	VML20AE017	Kiran K V		
31	VML20AE018	Mrinal C Pradeep		
32	VML20AE019	Muhammed Sahi Mtc		
33	VML20AE020	Revanth Pvk	← AB →	
34	VML20AE021	Tom Jessan		
35	VML20AE022	Vyshnav K		

Vimal Jyothi Engineering College, Chemperi, Kannur  
DEPARTMENT OF ELECTRONICS AND INSTRUMENTATION ENGINEERING

Add on course on System Design using Arduino

Dates: 13/3/2023 to 17/3/2023

Attendance Sheet

Date: 14/3/2023

Sl.No	Reg.No.	NAME	Signature	
			FN	AN
1	VML21AE001	AIDA THOMAS		
2	VML21AE003	ALEN JOHNS		
3	VML21AE004	AMAL MANOJ EV		
4	VML21AE005	ANAND SAJEEVAN		
5	VML21AE006	ANURAG EV		
6	VML21AE007	DEEPAK HARIDAS		
7	VML21AE008	JASMINE PTK		
8	VML21AE009	MERIN SAJI		
9	VML21AE010	MUHAMMED AMAL ABDULLA		
10	VML21AE011	MUHAMMED RAZEEN MP		
11	VML21AE012	NOEL BIJU		
12	VML21AE013	RONY SIBY		
13	VML21AE014	SREENAV V		
14	VML21AE015	STEPHIN K THANKACHAN		
15	VML20AE002	Ajay Kp		
16	VML20AE003	Akhil M A		
17	VML20AE004	Akshar Mohan		
18	VML20AE005	Akshay M		
19	VML20AE006	Alan Sunny		
20	VML20AE007	Alen Joe Prince		
21	VML20AE008	Anargh K		
22	VML20AE009	Aswin T S		
23	VML20AE010	Aswin Vinod C		
24	VML20AE011	Ayana Pv		
25	VML20AE012	Dipuraj M		
26	VML20AE013	Hirandeep T		
27	VML20AE014	Joyal Saji		
28	VML20AE015	Jude Jomon George		
29	VML20AE016	Kevin Saji		
30	VML20AE017	Kiran K V		
31	VML20AE018	Mrinal C Pradeep		
32	VML20AE019	Muhammed Sahl Mtc		
33	VML20AE020	Revanth Pvk		
34	VML20AE021	Tom Jessan		
35	VML20AE022	Vyshnav K		

Vimal Jyothi Engineering College, Chemperi, Kannur  
DEPARTMENT OF ELECTRONICS AND INSTRUMENTATION ENGINEERING

Add on course on System Design using Arduino

Dates:13/3/2023 to 17/3/2023

Attendance Sheet

Date:15/3/2023

Sl.No	Reg.No.	NAME	Signature	
			FN	AN
1	VML21AE001	AIDA THOMAS		
2	VML21AE003	ALEN JOHNS		
3	VML21AE004	AMAL MANOJ EV		
4	VML21AE005	ANAND SAJEEVAN		
5	VML21AE006	ANURAG EV		
6	VML21AE007	DEEPAK HARIDAS		
7	VML21AE008	JASMINE PTK		
8	VML21AE009	MERIN SAJI		
9	VML21AE010	MUHAMMED AMAL ABDULLA		
10	VML21AE011	MUHAMMED RAZEEN MP		
11	VML21AE012	NOEL BIJU		
12	VML21AE013	RONY SIBY		
13	VML21AE014	SREENAV V		
14	VML21AE015	STEPHIN K THANKACHAN		
15	VML20AE002	Ajay Kp		
16	VML20AE003	Akhil M A		
17	VML20AE004	Akshar Mohan		
18	VML20AE005	Akshay M		
19	VML20AE006	Alan Sunny		
20	VML20AE007	Alen Joe Prince		
21	VML20AE008	Anargh K		
22	VML20AE009	Aswin T S		
23	VML20AE010	Aswin Vinod C		
24	VML20AE011	Ayana Pv		
25	VML20AE012	Dipuraj M		
26	VML20AE013	Hirandeep T		
27	VML20AE014	Joyal Saji		
28	VML20AE015	Jude Jomon George		
29	VML20AE016	Kevin Saji		
30	VML20AE017	Kiran K V		
31	VML20AE018	Mrinal C Pradeep		
32	VML20AE019	Muhammed Sahl Mtc		
33	VML20AE020	Revanth Pvk		
34	VML20AE021	Tom Jessan		
35	VML20AE022	Vyshnav K		

Vimal Jyothi Engineering College, Chemperi, Kannur  
DEPARTMENT OF ELECTRONICS AND INSTRUMENTATION ENGINEERING

Add on course on System Design using Arduino

Dates: 13/3/2023 to 17/3/2023

Attendance Sheet

Date: 16/3/2023

Sl.No	Reg.No.	NAME	Signature	
			FN	AN
1	VML21AE001	AIDA THOMAS		
2	VML21AE003	ALEN JOHNS		
3	VML21AE004	AMAL MANOJ EV		
4	VML21AE005	ANAND SAJEEVAN		
5	VML21AE006	ANURAG EV		
6	VML21AE007	DEEPAK HARIDAS		
7	VML21AE008	JASMINE PTK		
8	VML21AE009	MERIN SAJI		
9	VML21AE010	MUHAMMED AMAL ABDULLA		
10	VML21AE011	MUHAMMED RAZEEN MP		
11	VML21AE012	NOEL BIJU		
12	VML21AE013	RONY SIBY		
13	VML21AE014	SREENAV V		
14	VML21AE015	STEPHIN K THANKACHAN		
15	VML20AE002	Ajay Kp		
16	VML20AE003	Akhil M A		
17	VML20AE004	Akshar Mohan		
18	VML20AE005	Akshay M		
19	VML20AE006	Alan Sunny		
20	VML20AE007	Alen Joe Prince		
21	VML20AE008	Anargh K		
22	VML20AE009	Aswin T S		
23	VML20AE010	Aswin Vinod C		
24	VML20AE011	Ayana Pv		
25	VML20AE012	Dipuraj M		
26	VML20AE013	Hirandeep T		
27	VML20AE014	Joyal Saji		
28	VML20AE015	Jude Jomon George		
29	VML20AE016	Kevin Saji		
30	VML20AE017	Kiran K V		
31	VML20AE018	Mrinal C Pradeep		
32	VML20AE019	Muhammed Sahl Mtc		
33	VML20AE020	Revanth Pvk		
34	VML20AE021	Tom Jessan		
35	VML20AE022	Vyshnav K		

Head of the Department  
Electronics and Instrumentation Engineering  
Vimal Jyothi Engineering College Chemperi,  
Kannur, Kerala, PIN 670532

Vimal Jyothi Engineering College, Chemperi, Kannur  
DEPARTMENT OF ELECTRONICS AND INSTRUMENTATION ENGINEERING

Add on course on System Design using Arduino

Dates: 13/3/2023 to 17/3/2023

Attendance Sheet

Date: 17/3/2023


Sl.No	Reg.No.	NAME	Signature	
			FN	AN
1	VML21AE001	AIDA THOMAS		
2	VML21AE003	ALEN JOHNS		
3	VML21AE004	AMAL MANOJ EV		
4	VML21AE005	ANAND SAJEEVAN		
5	VML21AE006	ANURAG EV		
6	VML21AE007	DEEPAK HARIDAS		
7	VML21AE008	JASMINE PTK		
8	VML21AE009	MERIN SAJI		
9	VML21AE010	MUHAMMED AMAL ABDULLA		
10	VML21AE011	MUHAMMED RAZEEN MP		
11	VML21AE012	NOEL BIJU		
12	VML21AE013	RONY SIBY		
13	VML21AE014	SREENAV V		
14	VML21AE015	STEPHIN K THANKACHAN		
15	VML20AE002	Ajay Kp		
16	VML20AE003	Akhil M A		
17	VML20AE004	Akshar Mohan		
18	VML20AE005	Akshay M		
19	VML20AE006	Alan Sunny		
20	VML20AE007	Alen Joe Prince		
21	VML20AE008	Anargh K		
22	VML20AE009	Aswin T S		
23	VML20AE010	Aswin Vinod C		
24	VML20AE011	Ayana Pv		
25	VML20AE012	Dipuraj M		
26	VML20AE013	Hirandeept T		
27	VML20AE014	Joyal Saji		
28	VML20AE015	Jude Jomon George		
29	VML20AE016	Kevin Saji		
30	VML20AE017	Kiran K V		
31	VML20AE018	Mrinal C Pradeep		
32	VML20AE019	Muhammed Sahi Mtc		
33	VML20AE020	Revanth Pvk		
34	VML20AE021	Tom Jessan		
35	VML20AE022	Vyshnav K		

Head of the Department  
Electronics and Instrumentation Engineering  
Vimal Jyothi Engineering College, Chemperi,  
Kannur, Kerala, PIN 670311


# Add on Course-System design using Arduino - Feedback Form

32 responses


Name of Student:

 Copy


32 responses




Email id:

 Copy

32 responses




Register Number:

 Copy

32 responses



32 responses




● S4 AEI  
● S6 AEI

On a scale of 1 to 3 how do you rate the add-on course classes? 1 - Poor, 2 - Satisfactory, 3 - Excellent

Copy


32 responses



The software's and tools discussed during this event was relevant and met your curriculum gaps. ( P01, P02, P03, P04, P05) 1 - Poor, 2 - Satisfactory, 3 - Excellent


Copy

32 responses



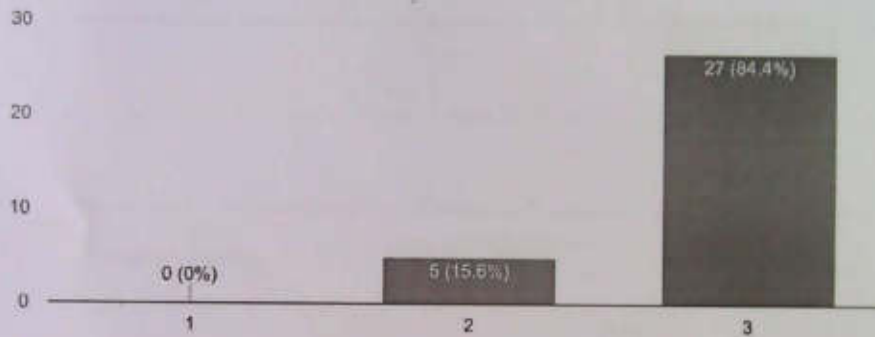
Did you get sufficient opportunity for exploring your creativity, technical skills and improving your design ideas (PO3, PO4, PO5, PSO1, PSO2): 1 - Poor, 2 - Satisfactory, 3 - Excellent

32 responses




The software tools helped you in designing and developing a demonstrable project, which can be used in mechanical based industrial sectors. (PO5, PO12, PSO1, PSO2): 1 - Poor, 2 - Satisfactory, 3 - Excellent

32 responses



Were you able to perform effectively as an individual and as a team, and follow the instructions? (PO9, PO11, PO12) : 1 - Poor, 2 - Satisfactory, 3 - Excellent


32 responses






Will the software's included in the add-on course able to contribute to the society, modern engineering and global requirements? (PO3, PO5, PS01, PS02):1 - Poor, 2 - Satisfactory, 3 - Excellent

32 responses




Will the software's included in the add-on course able to contribute to the society, modern engineering and global requirements? (PO3, PO5, PS01, PS02):1 - Poor, 2 - Satisfactory, 3 - Excellent

32 responses



What is your level of learning on Revit & Autodesk inventor after this add-on course? (PO12) :1 - Poor, 2 Satisfactory, 3 - Excellent

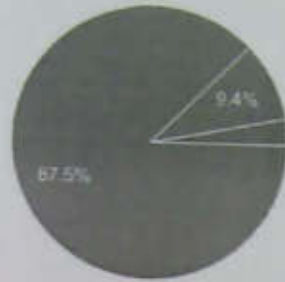
32 responses



How would you rate the Resource Person ?

32 responses

Copy

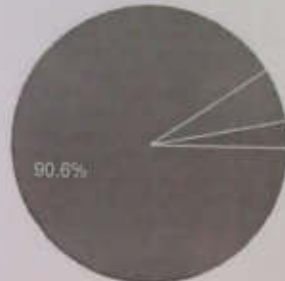


- Very Good
- Good
- Average
- Poor

Whether the Resource Person were able to clarify your doubts?

32 responses

Copy




- Very Good
- Good
- Average
- Poor

Do you prefer to have this kind of Course in the future?

32 responses

Copy




- Yes
- No
- Maybe

Give overall rating to the Course

32 responses

Copy



- Very Good
- Good
- Average
- Poor

How organized was this event?

Copy

32 responses

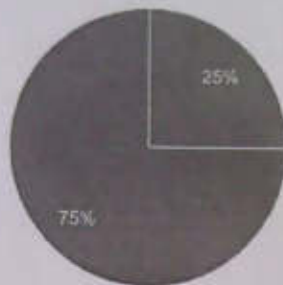


- Extremely Organized
- Well organized
- Somewhat organized
- Not so organized

How helpful was the event?

Copy

32 responses



- Extremely Helpful
- Very Helpful
- Somewhat helpful
- Not so helpful

Your suggestions for improvements in upcoming Add-n courses:

12 responses

Include more practical sessions

The equipment used for the courses should be increased

Nice section

No

Nil

I need more events like this. This session was very nice.

Make single system to each students that will be more good

Try to have small group so that we can fully concentrate

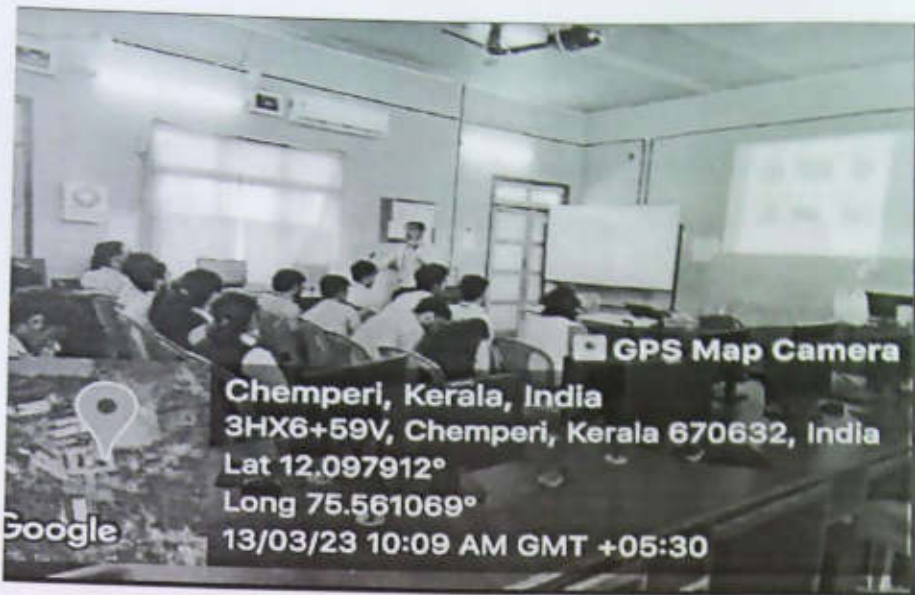
Make sure about the availability of equipments



This content is neither created nor endorsed by Google. [Report Abuse](#) - [Terms of Service](#) - [Privacy Policy](#)

Google Forms

## Photographs







## Model Certificate



THIS CERTIFICATE IS PROUDLY PRESENTED TO:

**Aida Thomas**

In recognition of her/his hard work and dedication in completing

Add-on Course on **System design using arduino**

organized by **Vimal Jyothi Engineering College**

in association with **Progressum Edutech Private Limited.**

During this period of **13<sup>th</sup> March 2023 - 17<sup>th</sup> March 2023**



Mr. Nandhakumar P.R.

Director


Progressum Edutech Pvt Ltd

### Assessment procedures

In the fifth day of the Add-on course, Group vice Projects are created and evaluated.

The projects lists are

- a. Arduino RFID Smart Lock
- b. Simple Arduino Alarm System
- c. Arduino-Powered Temperature Controller
- d. Traffic Light Controller



*Project--Traffic Light Controller*

# Certificate

O F A C H I E V E M E N T

**THIS CERTIFICATE IS PRESENTED TO**

# MUHAMMED RAZEEN MP

**THIS CERTIFICATE IS PROUDLY PRESENTED TO:**

in recognition of his/her hard work and dedication in completing  
add on Course on **System Design using Arduino**  
Organized with **Vimal Jyothi Engineering College**  
in association with **Progressum Edutech Private Limited.**  
During this period of **13 March 2023 – 17 March 2023**

**March 27th 2023**



\_\_\_\_\_  
Mr. Nandhakumar P R  
Director  
Progressum Edutech Pvt. Ltd.