



2.6.2 Attainment of program outcomes, program specific outcomes and course outcomes are evaluated by the institution

Response:

### Evaluation of COs by the Institution

- Formal assessment methods and data are used for evaluating the attainment of course outcomes. Continuous evaluation system and end semester examination is used for evaluating undergraduate programme.
- At present, the common method used in assessing the student in the institution are final university exam, internal series tests, assignments, lab exams, seminars and projects.
- This method is chosen because of the information is available and is common for most of the courses. Students mark from these assessments are used for evaluation course outcomes.

The following figure shows the process of CO evaluation for theory course.

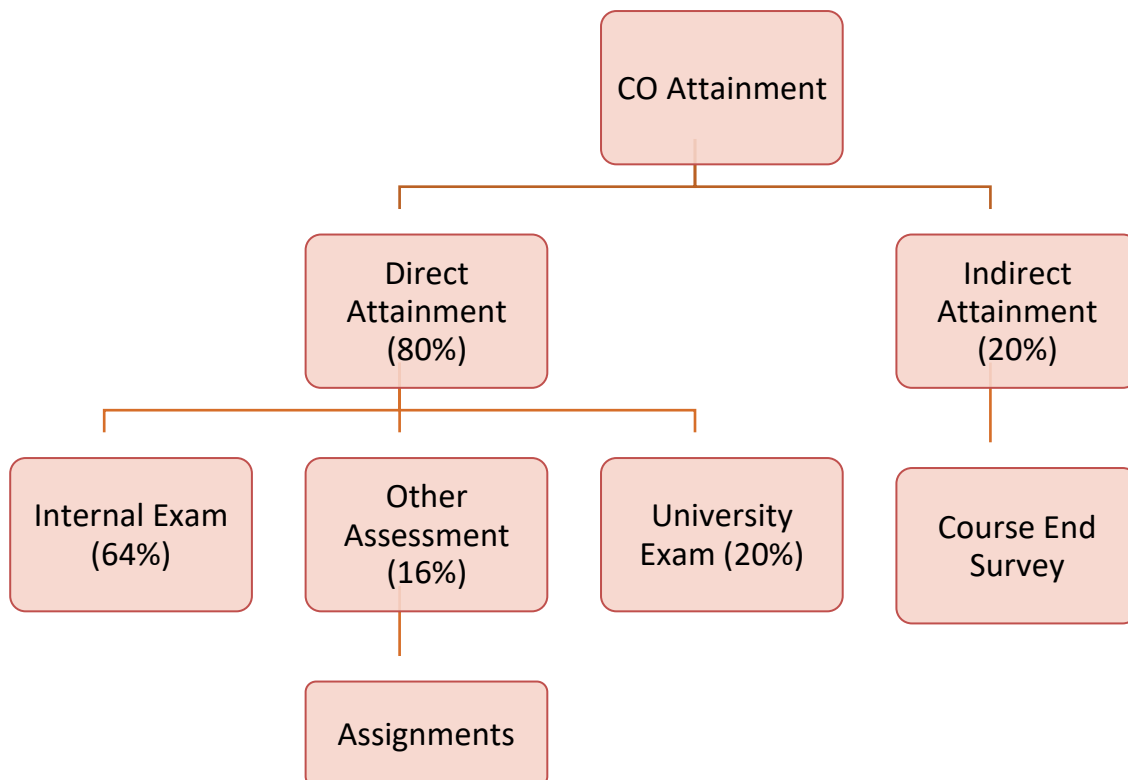


Fig: CO ASSESSMENT TOOLS - THEORY COURSES



# VIMAL JYOTHI ENGINEERING COLLEGE

**JYOTHI NAGAR, CHEMPERI - 670632, KANNUR, KERALA**

Affiliated to APJ Abdul Kalam Technological University, Approved by AICTE  
ISO 9001 : 2015 Certified | Accredited by Institution of Engineers (India), NBA, NAAC  
Ph: 0490 2212240, 2213399 Email: office@vjec.ac.in Website: www.vjec.ac.in

NAAC Cycle 2

Criterion: 2.6.2

The following figure shows the process of CO evaluation for lab course.

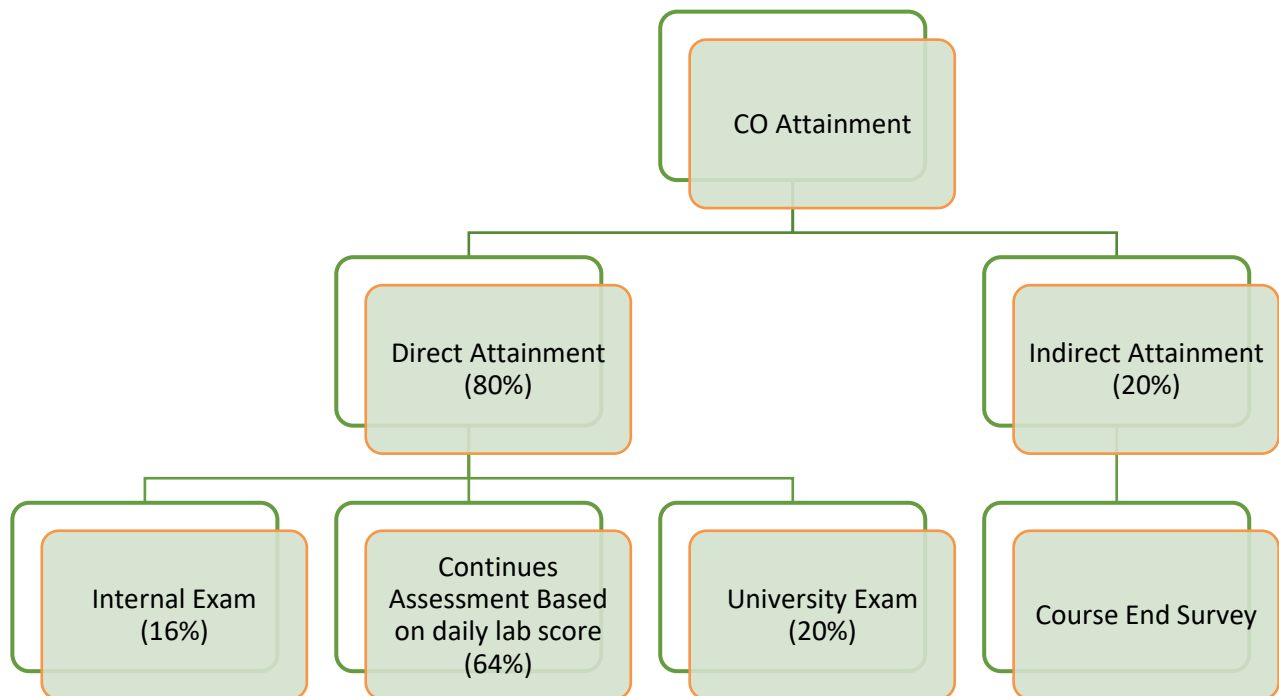


Fig: CO ASSESSMENT TOOLS - LAB COURSES



## Evaluation of POs and PSOs by the Institution

- The program outcomes are measured by considering the course outcomes for all the courses in the program.
- Course outcomes for each course are mapped with the program outcomes and program specific outcomes.
- The attainment is calculated through direct and indirect assessment methods.

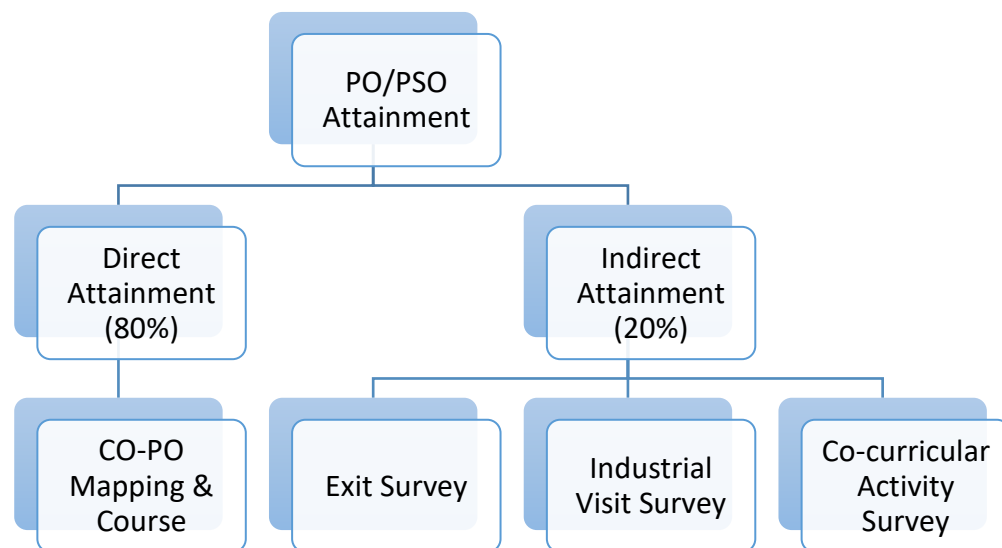


Fig: PO/PSO ASSESSMENT TOOLS & WEIGHTAGE

- The program outcomes are measured by considering the course outcomes for all the courses at the end of the program.
- Course outcomes for each course are mapped with the program outcomes and program-specific outcomes.
- Direct and indirect assessment methods are used to calculate the achievement. PO/PSO assessment is done by giving 80% weight to direct assessment and 20% weight to indirect assessment.
- Direct assessment is based on the CO attainment obtained and the corresponding CO-PO/PSO mapping.
- **Direct PO attainment** of a particular PO is calculated by taking the average across all courses addressing that PO and/or PSO.
- **Indirect PO attainment** is done through the program exit survey, co-curricular activity survey and industrial visit survey.